TLH MAKİNA
SANAYİ VE DIŞ TİCARET LİMİTED ŞİRKETİ
Ağaç İşleme Makinaları & Woodworking Machinery

AUTOMATIC HORIZONTAL STRETCH WRAPPING

JOY 1550

Controlled wrapping for furniture components and long products



Machine at a glance	Specification
Net passing diameter	1,550 mm
Maximum ring speed	70 rpm
Installed power	2.25 kW

The JOY 1550 wraps stretch film around products as they travel horizontally through a rotating ring. Automatic top presses, film cutting and motorised belt conveyors support a controlled packaging process, with less repetitive manual wrapping.

A clear and controlled process

The conveyor moves the product through the ring while film is applied around it. The standard equipment supports the product, manages film tension and finishes the wrap automatically.

Stretch tensioner

Controls film tension during wrapping. The setting should suit the product and the selected film, helping secure the pack without applying unnecessary pressure.

Automatic top presses

Help hold the product steady as it passes through the wrapping area. Stable support is particularly useful for loose or stacked components.

Automatic film cutting

Cuts the stretch film at the end of the wrapping cycle, reducing the need for an operator to finish each pack by hand.

Motorised belt conveyors

Carry the product through the wrapping zone. Conveyor movement and ring rotation work together to determine the film pattern along the product.

Configuration options

Controls and connectivity

7 inch touch panel and Wi-Fi or mobile access. The source also lists a Touch Series version; its equipment scope requires confirmation.

Identification and handling

Barcode programming and printing, plus alternative conveyor arrangements.

Monitoring and protection

Film break warning and perimeter fencing. Options must be confirmed in the final equipment specification.

TLH MAKİNA
SANAYİ VE DIŞ TİCARET LİMİTED ŞİRKETİ
Ağaç İşleme Makinaları & Woodworking Machinery

Technical specifications

Machine and product	Specification
Net passing diameter	1,550 mm
Overall size W × H × L	2,200 × 2,850 × 4,000 mm
Maximum ring speed	70 rpm
Machine weight	1,120 kg
Installed power	2.25 kW
Power supply	380 V / 3 phase + N or 480 V / 3 phase
Maximum product length	No limit stated; suitable support required
Minimum length with bridge	400 mm
Passing example A W × H	Panel: 1,490 × 200 mm
Passing example B W × H	Cabinet: 1,000 × 900 mm

Conveyor and stretch film	Specification
Belt length / width	1,800 mm / 900 mm standard; 1,100 mm optional
Maximum conveyor speed	12 m/min
Working height	800–880 mm
Load rating	90 kg/m
Maximum roll / core diameter	200 / 76 mm
Maximum roll width	250 mm
Recommended thickness	12, 15, 17, 23, 30, 35 microns
Maximum roll weight	4.8 kg

Product clearance guide

A product must fit inside the usable opening at its actual conveyor position. The circular boundary means that the available width changes with product height.

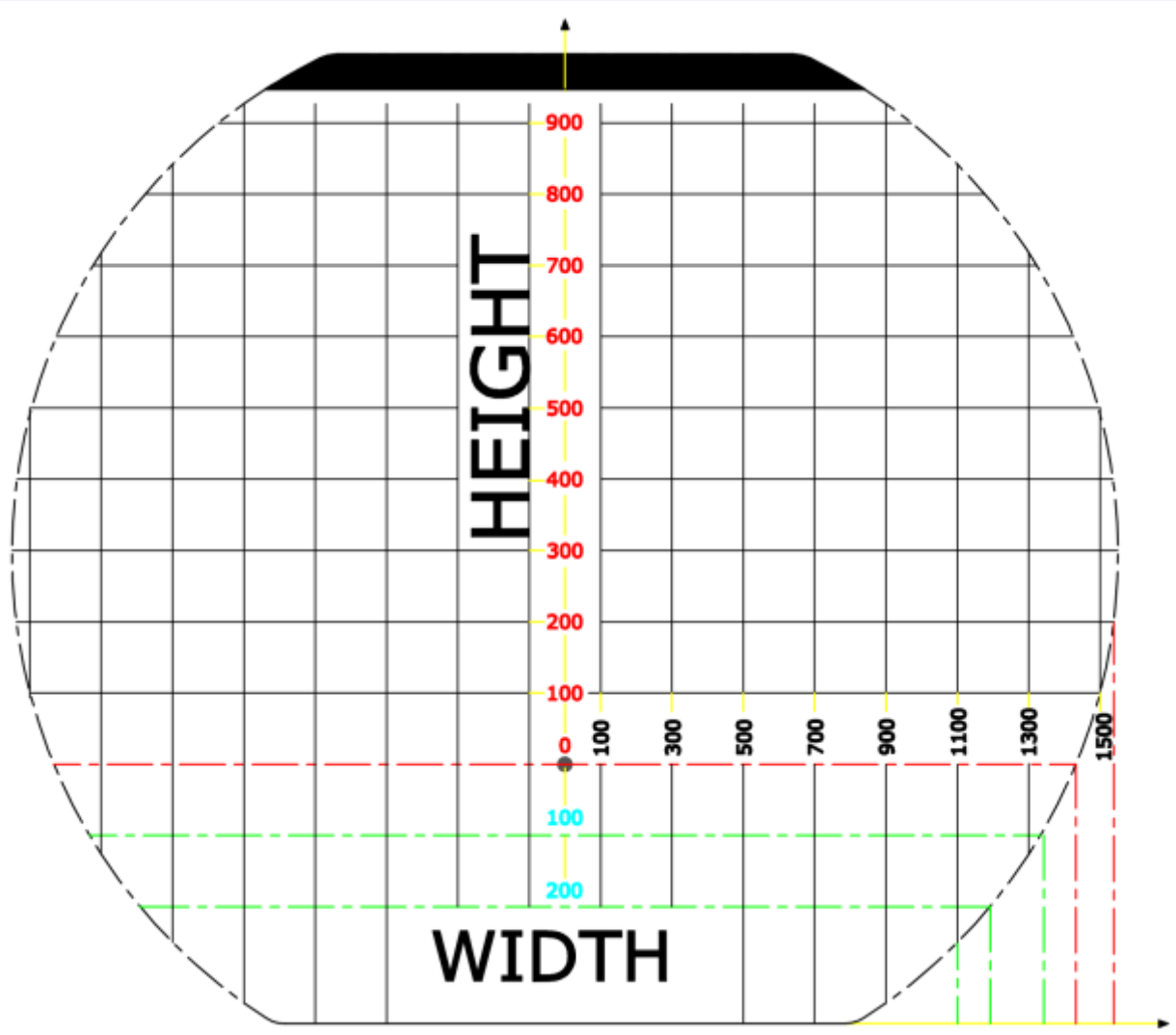

How to use the chart

Use the product width and height in millimetres and check the complete cross section against the opening. Include any wrapping materials, guides and required operating clearance. Confirm the proposed product on the actual machine before approving the application.

Conveyor and wrapping area

JOY series reference photography





Angled view

The belt supports the panel before and after the wrapping ring. Conveyor length and any extra supports should be matched to the product.

Front view

Width, height and product position must be checked together when assessing clearance.

Photographs of the JOY 1550 illustrate the conveyor layout and wrapping area. Technical specifications and the passing chart refer to the configuration in the supplied data sheet.

Supporting the product

JOY series reference photography





Flat panel packaging

Stretch film holds the protective material around the panel. Surface and corner protection should suit the finish and the intended handling conditions.

Review your application

Send the product dimensions, weight and required output to TLH MAKINA. These details help define the conveyor supports and proposed configuration.